

TURBO-IR

Water Meter for Irrigation and Waste Water

2"-12", 50-300 mm

Features and Benefits

- Magnetic drive
- Dry, vacuum sealed register
- Option for "reed switch" sensor
- Register can rotate 360°
- Paddle wheel design prevents jamming and damage due to solid debris
- Measuring element suits range of water meter sizes
- Easy maintenance
- Can be installed in any orientation
- Low head loss.


Operating conditions

- Water temperature: up to 40°C
- Pressure rating: PN16



The TURBO-IR uses a multi-blade plastic paddle mounted at the top of the water passage, where disturbance from solids suspended in the water is minimal, permitting accuracy of metering in water containing up to 30% solid debris.

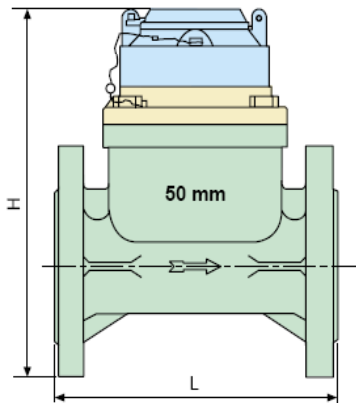
Ideal for irrigation and waste water applications.



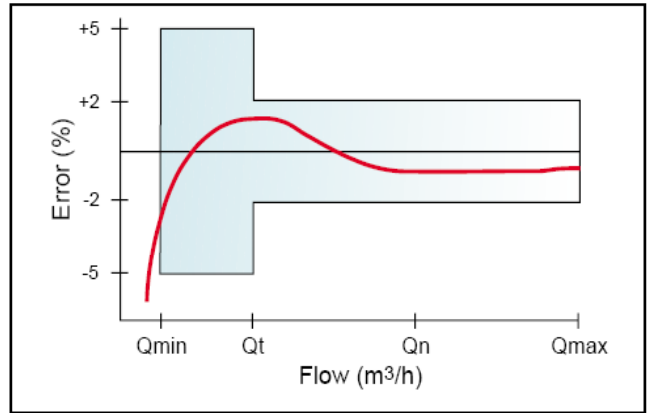
Technical Specifications

Dimensions and Weights

Nominal size DN	in	2"	2 1/2"	3"	4"	5"	6"	8"	10"	12"
	mm	50	65	80	100	125	150	200	250	300
L - Length (mm)		200	200	225	250	250	300	350	450	500
H - Height (mm)		252	262	279.5	289.5	303	332.5	386	441.5	493.5
Weight (kg)		10.5	11.8	15.5	17.5	19.5	30.5	42.5	60.0	82.5



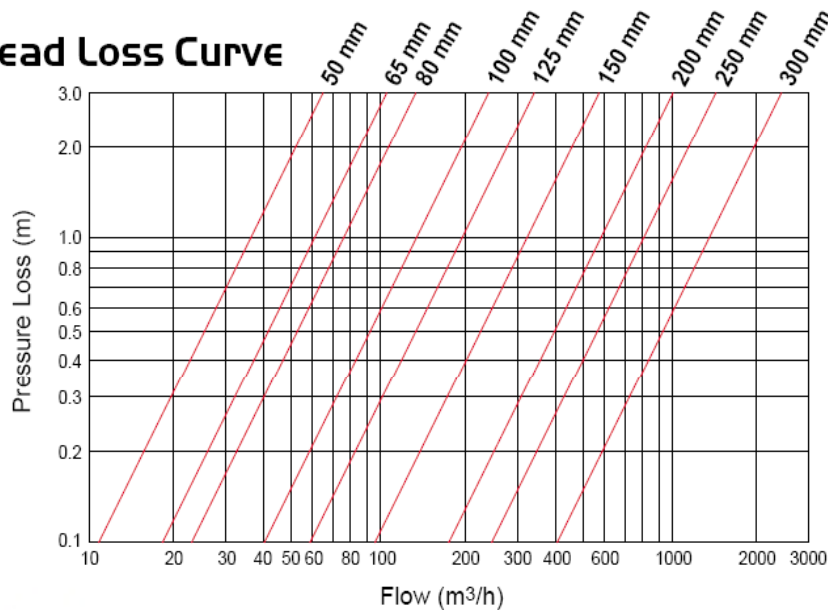
Accuracy Curve



Metrological Data

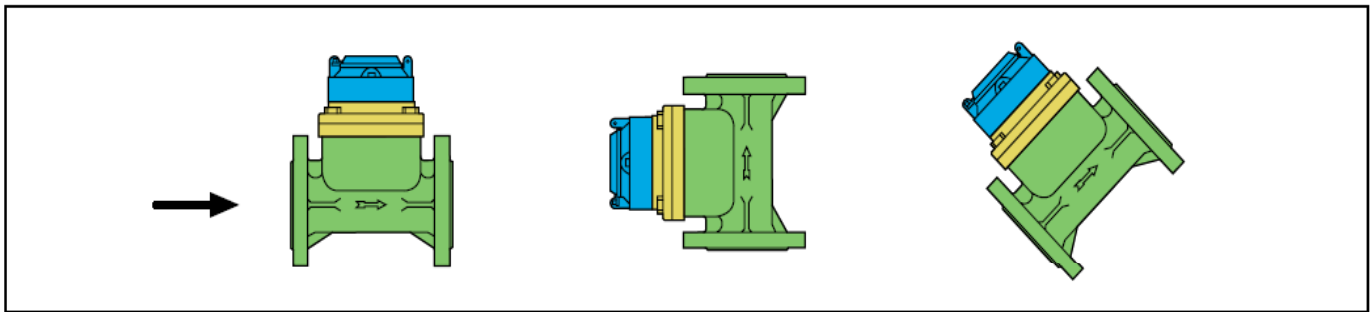
Nominal size DN	in	2"	2 1/2"	3"	4"	5"	6"	8"	10"	12"	
	mm	50	65	80	100	125	150	200	250	300	
Qmax - max. Flow (m³/h)		70	100	150	250	350	500	900	1200	1600	
Qn - Nominal Flow (m³/h)		35	50	75	125	175	250	450	600	800	
Qt - Transition Flow (m³/h)		10.5	15	22.5	37.5	52.5	75	135	180	240	
Qmin - Min. Flow (m³/h)		2.8	4	6	10	14	20	35	48	64	
Maximum Reading (m³)		9999999.99						99999999.9			
Minimum Reading (m³)		0.01						0.1			

Head Loss Curve

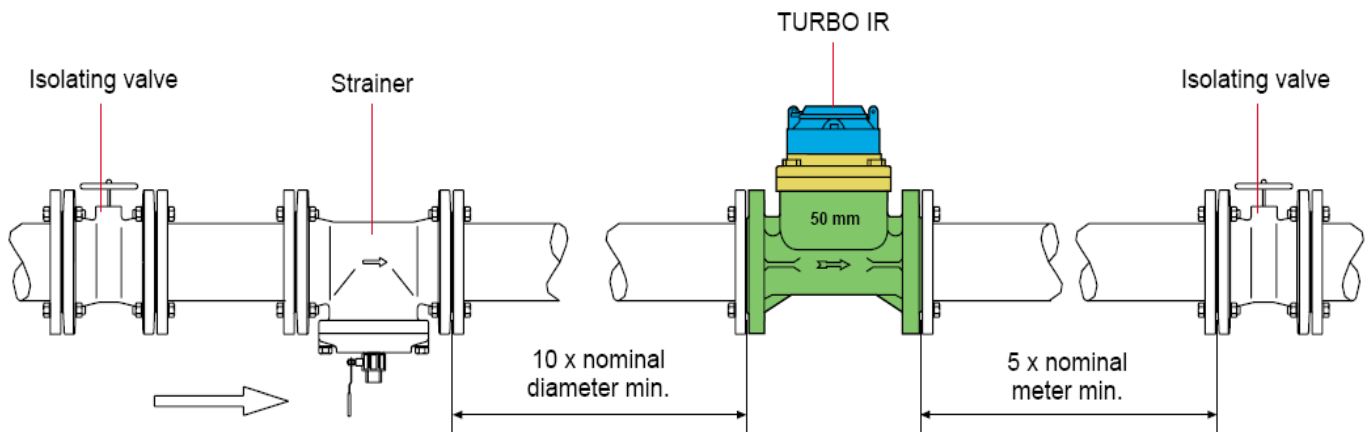


Installation

- The water meter can be installed in any orientation without interfering with metrological performance.
- Be sure to install so that water flow follows direction of arrow on water meter.



- To avoid turbulence that may interfere with accurate measurement, it is recommended to have 10 diameters of straight pipe upstream and 5 diameters downstream of water meter.
- Prior to installation, flush the line to remove debris.
- The TURBO-IR must be filled with water to operate.



Reed Switch Assembly

- The Reed Switch pulser consists of plastic housing with a Reed Switch
- Cable: 2 core, 1.5m length
- Reed Switch: single
- Electrical Data:
Switching Volt.: 24 AV/DC max.
Switching Current: 0.01A max.

	Reed Switch Pulse		
	1 Pulse for Each		
DN	100 Liter	1 m ³	10 m ³
2"-6" 50-150	X	X	
8"-12" 200-300		X	X
Order Codes	S3	S2	S1

For pulse preparation add Y/to code

Ordering Guide

Example: TURBO-IR – 65 – BD – M3 – PG – Y/S2

TURBO-IR		50	16	M3	PG	Y/S3
TYPE						
TURBO-IR						
SIZE		Code				
2" - 50 mm		50				
2 1/2" - 65 mm		65				
3" - 80 mm		80				
4" - 100 mm		100				
5" - 125 mm		125				
6" - 150 mm		150				
8" - 200 mm		200				
10" - 250 mm		250				
12" - 300 mm		300				
FLANGE DRILLING		Code				
ISO-16		16				
ANSI-125		A1				
BSTD		BD				
ABNT		B6				
JIS16		J1				
ASTE		SE				
ASTD		SD				
MEASURE UNITS		Code				
Cubic Meter		M3				
COATING		Code				
Polyester Green		PG				
OUTPUT PULSE OPTIONS (add Y/ for output preparations)				Units	Code	Available
1 Pulse for each				100 Liter	S3	2"-6" 50-150 mm
				1m ³	S2	2"-12" 50-300 mm
				10m ³	S1	8"-12" 200-300 mm